

# NON-PROFIT SECTOR IN POLAND IN 2014

In 2014 active was 100.7 thous. of the studied non-profit sector organizations.

## Structure of the studied non-profit sector organizations

■ Business and professional associations, employers' organizations - 3.2 thous.

included:

Others - 2.0 thous.

Farmers organizations - 1.2 thous.

■ Trade unions - 12.9 thous.

■ Political parties - 0.1 thous.

■ Associations and other social organizations - 72.0 thous.

included:

Typical associations and similar organizations - 35.5 thous.

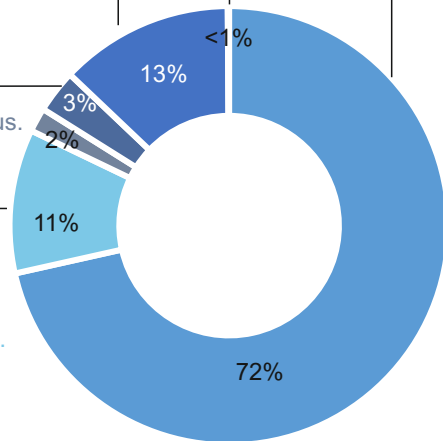
Sport clubs - 19.0 thous.

Voluntary fire brigades - 15.1 thous.

Hunting clubs - 2.4 thous.

■ Faith-based charities - 1.8 thous.

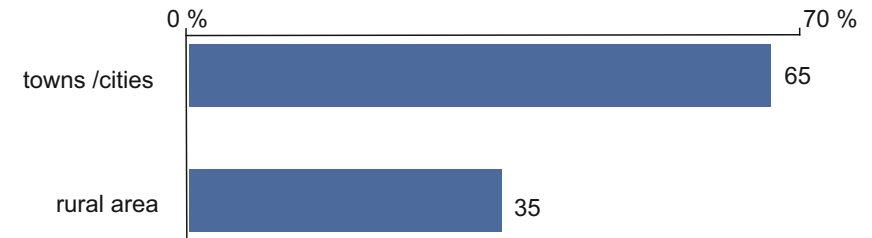
■ Foundations - 10.7 thous.



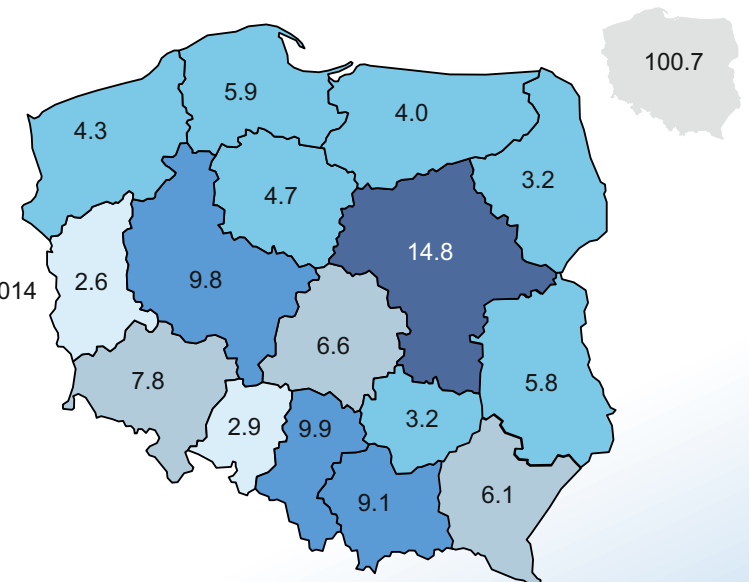

8.6 thous. entities had Public Benefit Organization status in 2014.

## Territorial arrangement of the studied non-profit sector organizations

The studied organizations have often their headquarters in cities (65.4 thous., i.e. 64.9% to all organizations), in which 38.9 thous. was in cities with powiat status, 14.4 thous. - in urban gminas, and 12 thous. - in town that was in urban-rural gminas.



Number of the studied non-profit organizations in 2014 (in thous.)



Statistical Office in Krakow

Centre for Social Economy  
e-mail: [gs@stat.gov.pl](mailto:gs@stat.gov.pl)  
<http://krakow.stat.gov.pl>

Note. It is based on GUS data. In case of the data publication, please reference to the source.