

Vital statistics

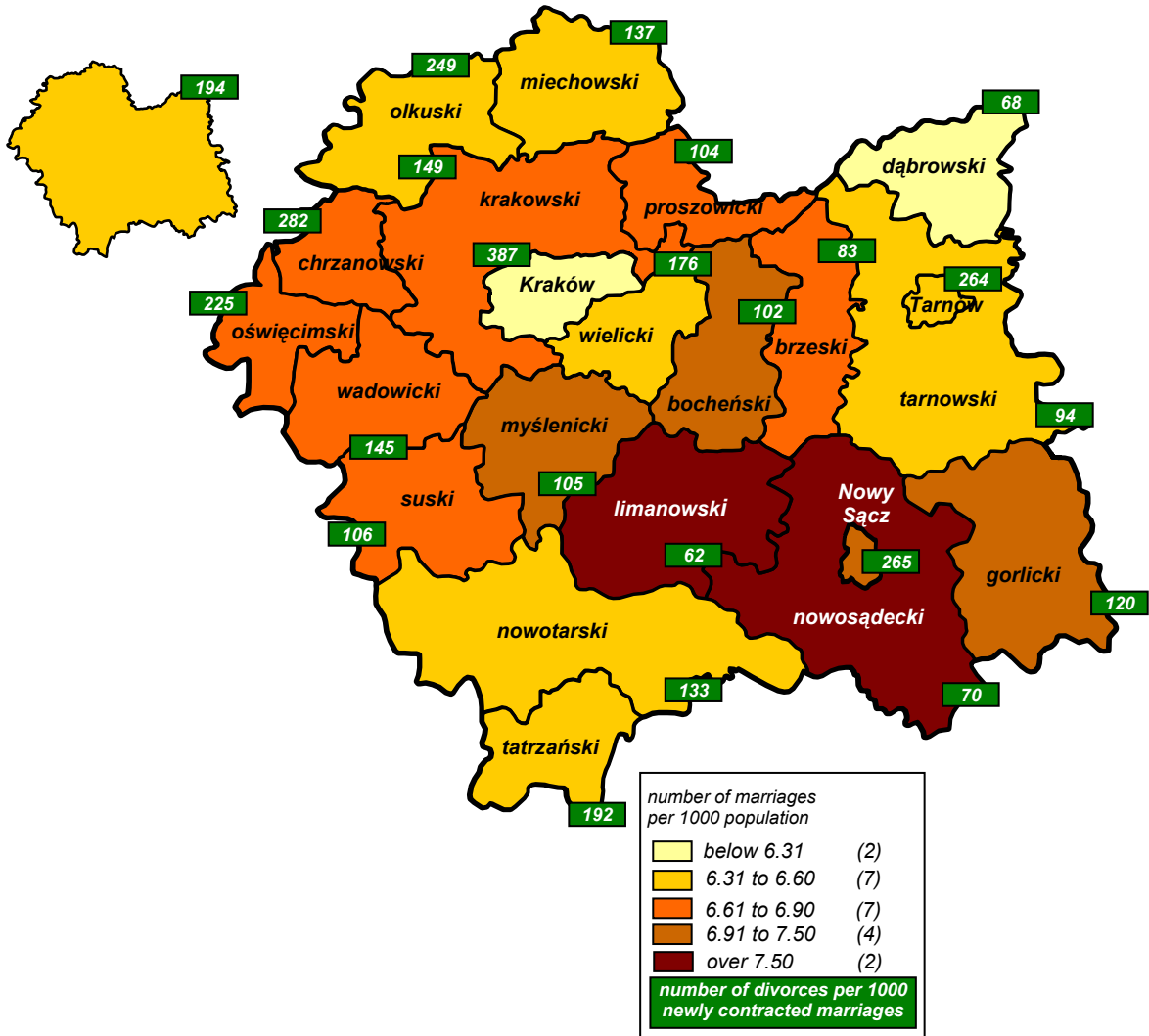
In 2007 positive tendencies in vital statistics strengthened in Małopolskie voivodship.

*The pace of growth of newly contracted marriages has been still increasing. In 2007 the civil status offices registered **21.4 thousand of marriages**, that is more by 9.6% than a year before, and in absolute numbers more by 1.9 thousand. Therefore the intensity of marriages ratio significantly increased and amounted to 6.6‰ towards 6.0‰ in 2006. Religious marriages accounted for almost 77% of total number of marriages.*

In a spatial breakdown of voivodship the intensity of new marriages in the year under consideration was diverse. Relatively the most people realized their matrimonial plans in 2007 in limanowski powiat, where for each 1000 of population there were almost 8 new marriages. At the same time in this powiat it was registered the most favourable in voivodship relation of the number of divorces per 1000 newly contracted marriages - 62. For the whole voivodship the intensity of marriages ratio presented in this way amounted to 194/1000.

The low intensity of marriages ratio, characteristic for big cities, in Kraków was at the lowest level in voivodship - below 6 new marriages per 1000 population. On the other hand in Kraków the number of divorces was relatively big, therefore their intensity ratio had the very high level - 387 divorces/1000 newly contracted marriages. It is also a specific feature of demographic processes in big cities.

**INTENSITY OF MARRIAGES AND DIVORCES
IN MAŁOPOLSKIE VOIVODSHIP
BY POWIATS IN 2007**



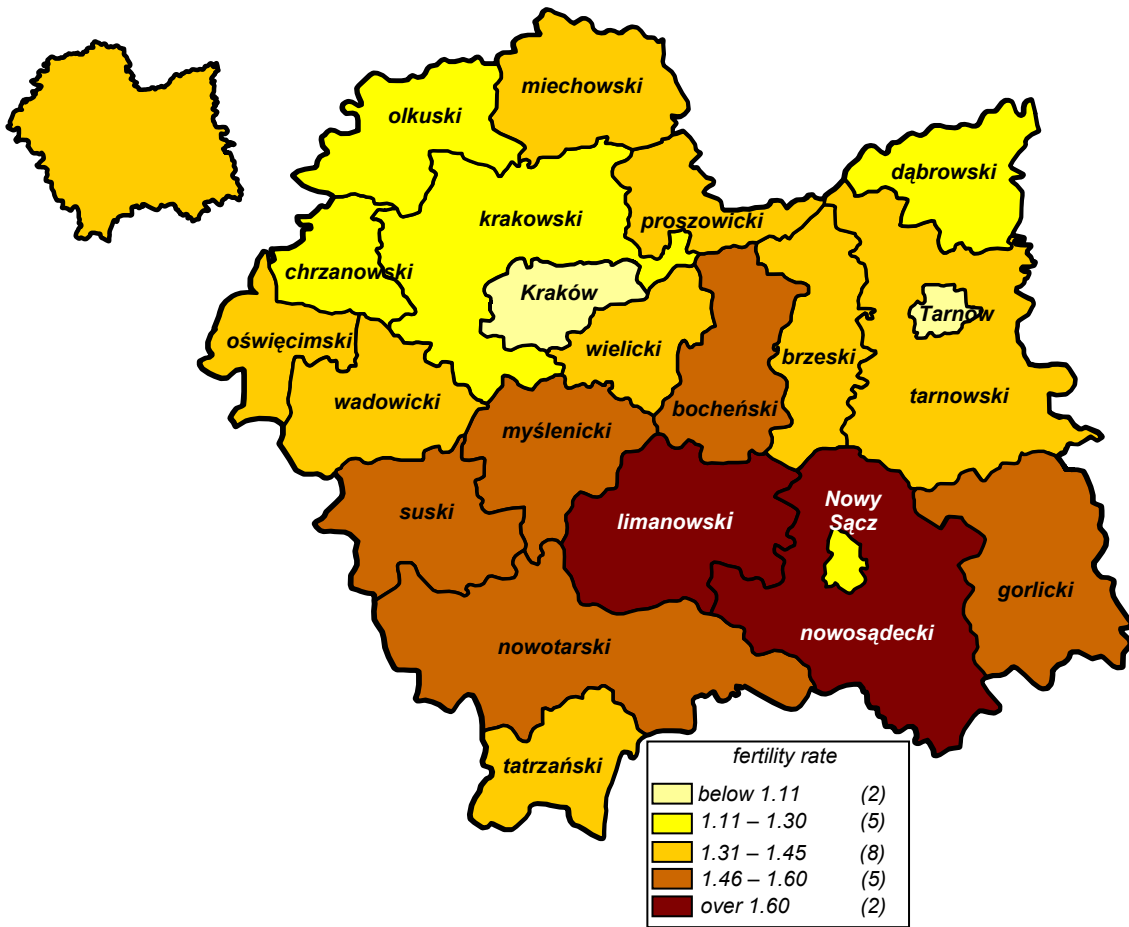
In the year under consideration in voivodship **4.1 thousand divorces** were legally adjudicated and in comparison with 2006 their number decreased almost by 17.0%. The number of divorces has decreased for the first time since 5 years.

In 2007 courts adjudicated **376 separations** of marriages in voivodship towards 728 a year ago. Therefore their number decreased almost twice. At the same time courts adjudicated **14 annulments of separations** in voivodship. There were 7 such cases a year ago.

Last year was the fourth in turn, in which the number of live births increased. In 2007 **34.1 thousand children were born**, i.e., more by 4.3% and in absolute numbers over 1.4 thousand more births than in the previous year. This relatively high increase induced a higher intensity of births rate, which in 2007 amounted to 10.5% and was higher than a year ago by 0.5 percentage point.

In the year under consideration total fertility rates increased a little. But their level is still considerably lower than a level necessary to replace generations. The voivodship ratio amounted to 1.32 and it was slightly higher than a year ago.

**FERTILITY IN MAŁOPOLSKIE VOIVODSHIP
BY POWIATS IN 2007**



The replacement of generations is guaranteed by total fertility rate on a level of at least 2.10, then there are in average 2 children per one female at age 15-49. Thus rates for 2007 confirm the still existing “birth collapse”.

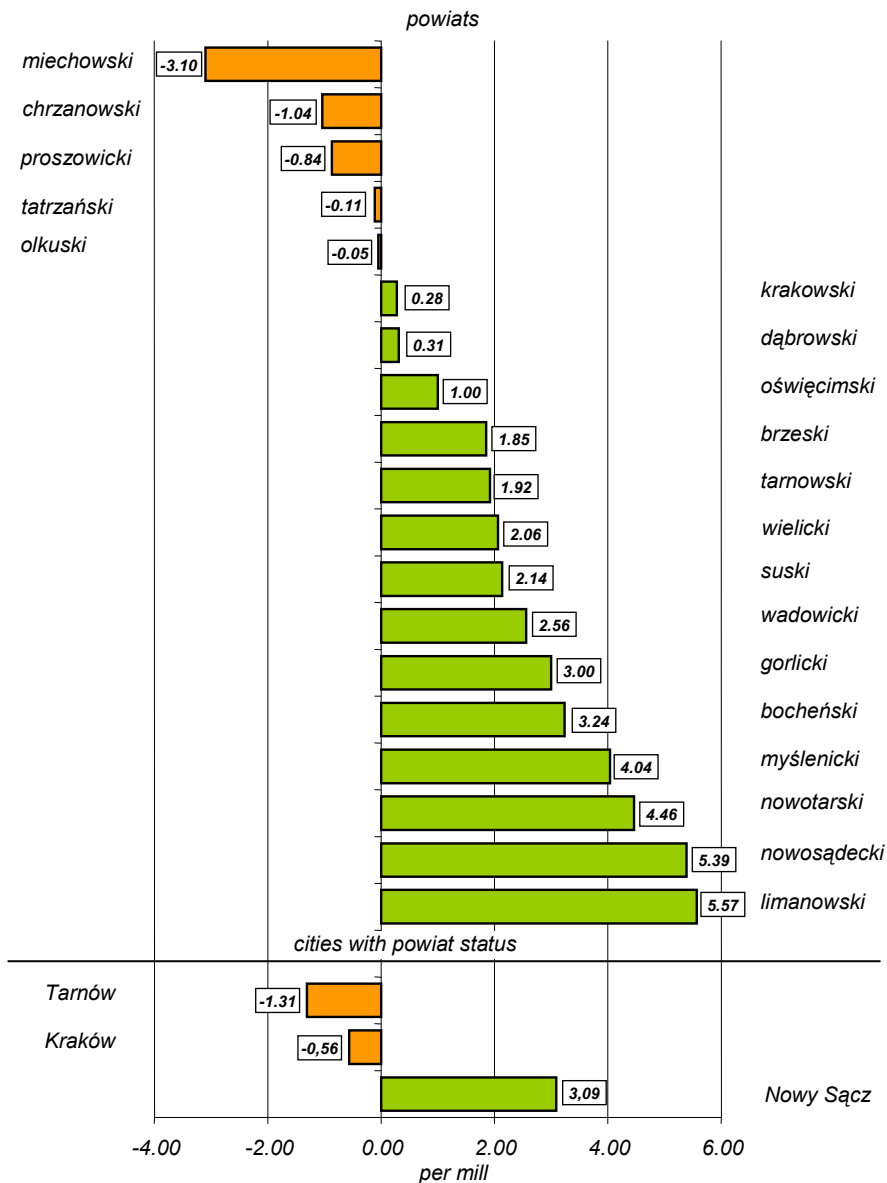
The fertility rate was the most favourable in powiats: limanowski – 1.76 and nowosądecki – 1.65, and the lowest in Tarnów - 1.07 as well as in Kraków - 1.08, and amid landed powiats - in dąbrowski powiat - 1.13.

Since 2000 the number of deaths in voivodship has had a swing tendency with bigger increases than decreases. In the analysed year **29.4 thousand** population of Małopolska **died** and in relation to 2006 their number increased by 2.6%. Therefore the intensity of deaths rate was slightly higher - 9.0‰ towards 8.8‰ a year ago.

In 2007 the **natural increase** in voivodship amounted to **4.6 thousand persons** and it was over 17% higher than a year before. In absolute numbers it has been the highest level since 5 years.

In 2007 the natural increase in voivodship (calculated per 1000 population) amounted to 1.4‰. In a powiat breakdown a difference between the highest and the lowest rate amounted almost to 8.7 percentage points.

**NATURAL INCREASE PER 1000 POPULATION
IN MAŁOPOLSKIE VOIVODSHIP BY POWIATS
IN 2007**



The relation between births and deaths is more vividly described by demographic dynamics rate, which in voivodship amounted to 1.16, i.e., 6 deaths per each 7 births. In limanowski powiat this rate amounted to 1.71, i.e., 3 deaths per 5 births, and in miechowski powiat this rate amounted to 0.75, what means 4 deaths per each 3 births.