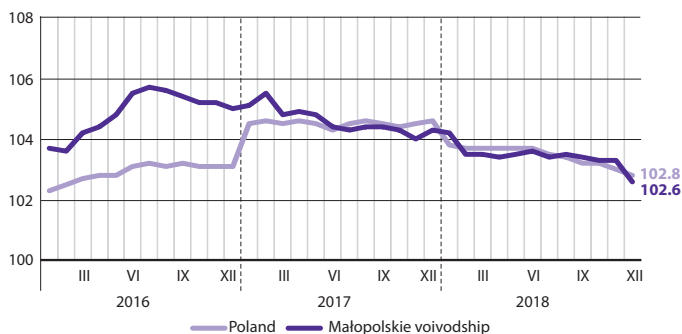


# Socio-economic situation of Małopolskie voivodship

December 2018

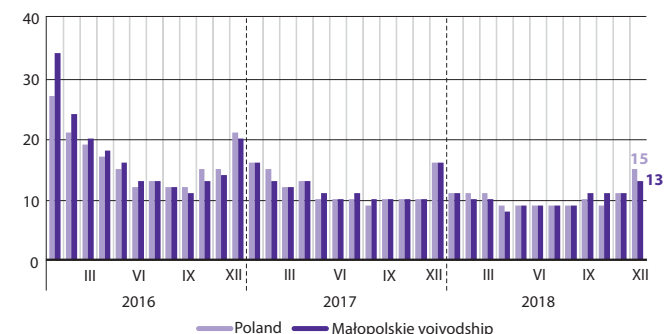
**Average paid employment in enterprise sector<sup>a</sup>**  
corresponding month of previous year = 100



**Registered unemployment rate**  
as of end of month



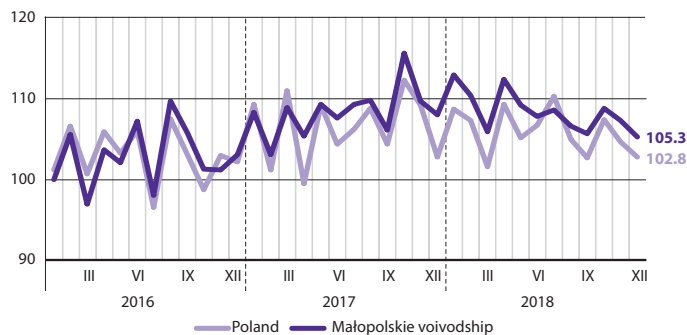
**Unemployed persons per 1 job offer**  
as of end of month



**Average monthly gross wages and salaries<sup>a</sup>**  
corresponding month of previous year = 100



**Sold production of industry<sup>b</sup>**  
corresponding month of previous year = 100



**Dwellings completed**  
corresponding month of previous year = 100



**a** In enterprises employing more than 9 persons. **b** In constant prices.