

Market of works of art and antiques in 2018

Centre
for Cultural
Statistics

Statistical Office
in Kraków

91.8 million

sale of works of art – paintings

133.5 million zł

the amount of sale of works of art and antiques

Entities on the art and antiques market in 2018

34	20	25
region północno-zachodni	region północny	region wschodni
22	56	60
region południowo-zachodni	region centralny	region południowy

Sale of works of art and antiques in 2018

3.8 million	23.9 million	1.9 million
region północno-zachodni	region północny	region wschodni
6.0 million	71.3 million	26.7 million
region południowo-zachodni	region centralny	region południowy

69.9% million

units located in voivodships' capitals

23.5 million zł

the amount of sale of works of art in Cracow

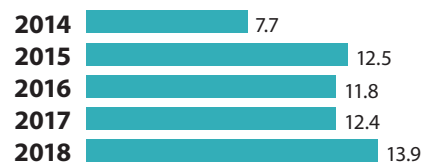
65.0 million zł

the amount of sale of works of art in Warsaw

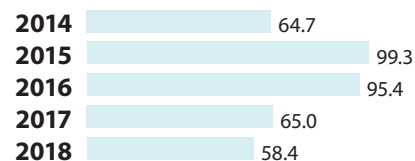
12.0%

increase in sales of works of art and antiques via internet compared to 2017

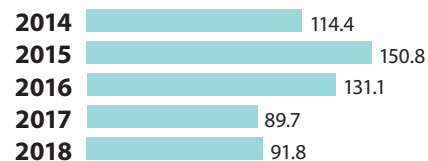
Sale of works of art via internet



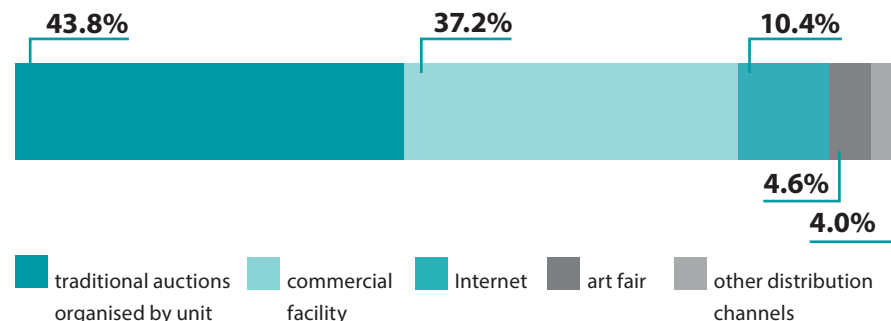
Sale of works of art via traditional auctions



Sale of works of art – paintings



Sale of works of art and antiques (own and on a commission basis) by distribution channel



58.4 million

sale of works of art via traditional auctions

13.9 million

sale of works of art via internet

Sale of works of art and antiques (own and on a commission basis) by type

