

# Finances of cultural institutions in 2018

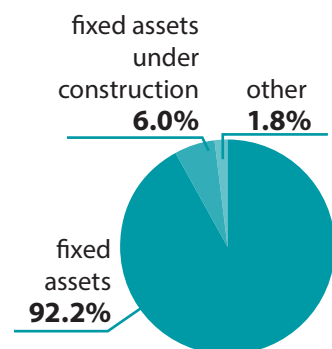
Centre  
for Cultural  
Statistics

Statistical Office  
in Kraków

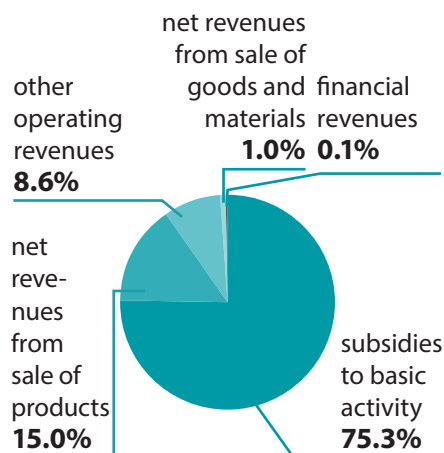
**9,687.6** million zł

total revenues

## Structure of tangible fixed assets\*



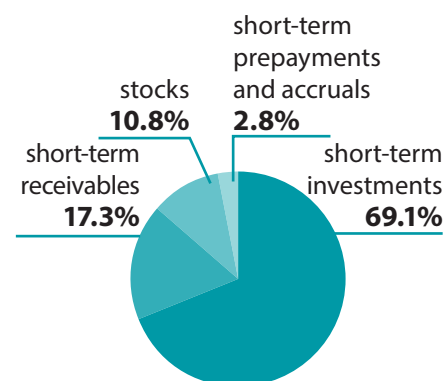
## Structure of revenues total\*



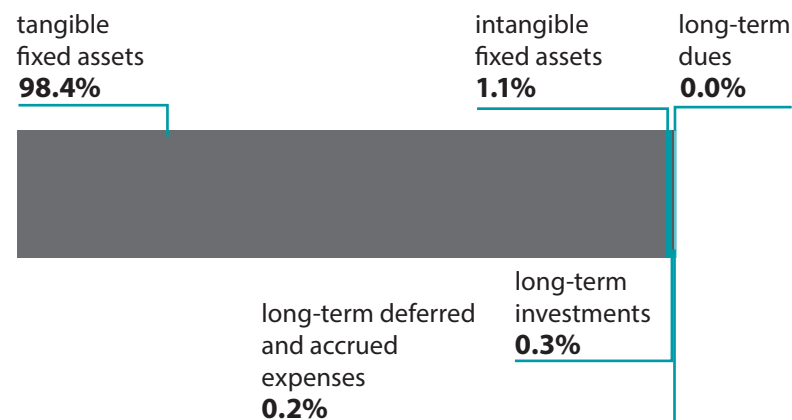
**9,647.8** million zł

total costs

## Structure of current assets\*



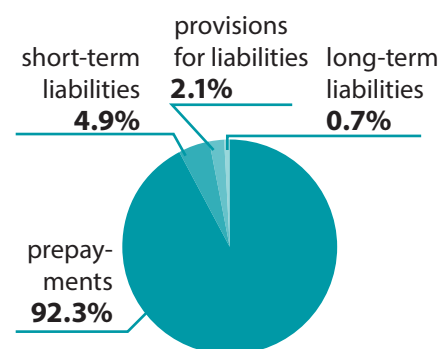
## Structure of fixed assets\*



**7,297.7** million zł

subsidies to basic activity


## Structure of total liabilities and provisions for liabilities\*



**17,330.2** million zł

total assets (total liabilities)

## Cultural institutions by voivodship



The value of core activity subsidies per 1 cultural institutions in PLN million

811-1000 1001-1500 1501-2000 2001-2909

x Number of cultural institutions