

Cultural and creative industries in 2021

Characteristic of cultural and creative industries

135.0

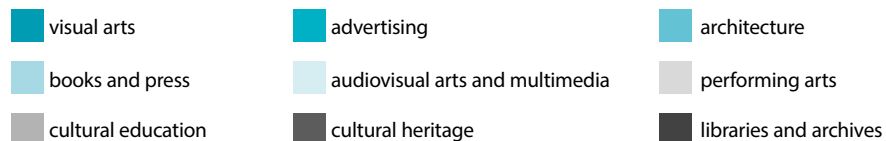

Number of enterprises
belonging to the cultural
and creative industries
(in thousand)



99.2%

microenterprises

The structure of entities belonging to the cultural and creative industries by domain of culture



Financial results

90,812

Total revenues
(in million PLN)

77,451

Total costs
(in million PLN)

25,439

Value added
(in million PLN)

Cultural and creative goods and services


Structure of foreign trade turnover of cultural and creative goods and services (in%)



Employment and salaries in cultural and creative industries

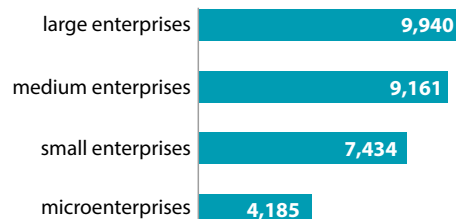
257.3

Employed persons
(in thousand)



75.8%
Employed persons
in microenterprises

Gross monthly wages and salaries per paid employee (in PLN)



30,911

Value of export of cultural
and creative goods and services
(million PLN)

26,878

Value of import of cultural
and creative goods and services
(million PLN)